





华铁股份

山东嘉豪	青岛惠通达	华铁西屋 法维莱	北京全通达
<ul style="list-style-type: none"> • 工程座椅 • 客室座椅 • 城际列车座椅 	<ul style="list-style-type: none"> • 给水卫生系统 • 备用电源 • 检修服务及制动闸片 • 贸易产品 	<ul style="list-style-type: none"> • 制动系统 • 安全门系统 • 站台屏蔽门 • 空调、车门 • 撒砂装置 • 车钩、缓冲器 	<ul style="list-style-type: none"> • 钢轨维护 • 线路轨道床维护 • 轨枕及扣件维护 • 新线建设及既有线路维护 • 线路道砟维护
			

铁路行业全产业链



3

1

	2019	2018		2017
	1,672,131,506.28	1,731,293,367.00	-3.42%	1,738,215,866.91
	302,668,578.80	145,625,048.13	107.84%	493,989,757.77
	295,503,128.06	140,925,093.93	109.69%	295,696,188.81
	16,063,536.94	117,862,032.92	-86.37%	-125,617,999.69
/	0.19	0.09	111.11%	0.31
/	0.19	0.09	111.11%	0.31
	6.97%	3.49%	3.48%	12.84%
	2019	2018		2017
	6,486,963,516.96	5,083,581,210.43	27.61%	4,959,338,687.50

	4,448,773,633.55	4,244,641,346.80	4.81%	4,089,765,001.78
--	------------------	------------------	-------	------------------

2

	207,536,669.49	540,016,785.70	240,617,489.14	683,960,561.95
	21,988,980.67	121,164,577.60	72,089,084.84	87,425,935.69
	20,549,893.93	120,163,159.64	72,089,046.72	82,701,027.77
	-107,730,511.59	-224,699,862.92	-157,805,276.22	506,299,187.67

4

1

10

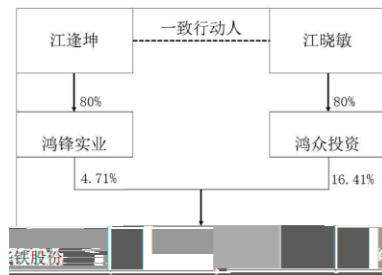
	31,571		38,650		0		0
10							
		16.41%	261,921,448		0		252,662,448
		16.23%	259,036,148		0		259,000,000
		4.93%	78,670,948		0		
5		4.80%	76,603,461		0		
		4.71%	75,180,180		0		60,000,000
		4.66%	74,429,714				63,835,548
		2.38%	37,984,927				
		2.30%	36,696,919				

		1.13%	18,015,836			
		0.81%	12,980,792			
		1 2				
		3				

2

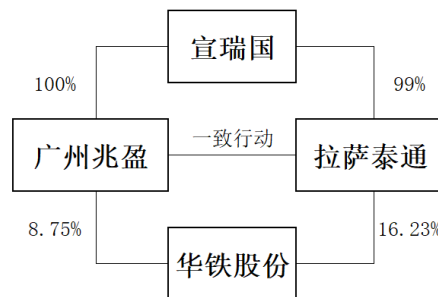
10

3



4

2020 1 8



5

1

2

3

10%

	408,159,792.50	179,904,113.81	44.08%	-10.22%	4.73%	6.29%
	355,805,106.36	141,469,679.15	39.76%	17.94%	61.28%	10.69%
	261,072,085.42	98,263,931.35	37.64%	75.23%	47.58%	-7.05%
	24,214,121.60	9,285,406.41	38.35%	29.92%	254.31%	24.29%
	485,228,118.24	84,136,522.35	17.34%	-39.07%	-55.96%	-6.65%
	112,016,525.68	52,430,765.40	46.81%	100.00%	100.00%	100.00%
	25,635,756.48	25,635,756.48	100.00%	131.88%	131.88%	0.00%

4

5

107.84%

6

7

1

1

2019 1 1	2017	2019	1
22 -			
23 -			
24 -			
37 -			
2019 6 10	2019	2019	2
7			
2019 6 17	2019		
12			

1

2019 1 1 2017 22 - 37 -
 23 - < > 24 -

2019 1 1

	2018 12 31				2019 1 1
	100,779,334.00	---	-775,600.00	-	

		2019 12 20	
--	--	------------	--

2

3

			(%)					
	2019-11-2 2	9.69	51.00		2019-11-3 0		119,375,016.25	40,641,489.37